

Medi-7000

Medical Imaging Systems

**Hi-speed
X-ray Digitizer
7 Seconds**



High-speed Scanning — 7 Seconds per Chest X-ray

Microtek medical grade digitizer, the Medi-7000, can rapidly digitize Chest X-ray film in 7 seconds. Adopted with the technology of LED light source, the Medi-7000 can reach full brightness and instant operation immediately. The energy-saving Medi-7000 is perfect for fast-paced environment of the doctor's office, QC Station and PACS.

The Medi-7000 can scan various sizes of X-ray films up to 14" x 35", letting users easily archive X-ray films in digital records. Equipped with a superior optical resolution, a higher Dmax, and the 16-bit grayscale, the Medi-7000 ensures that the each scan can capture the details presenting in the film and thus offers the superior image quality to the medical professionals. It provides not only great image quality but also many powerful software features for image management at an affordable price.

Besides, it is easy to operate, clean, and maintain. In addition, through the MiPAX systems with DICOM ready function, users can easily and quickly make medical X-ray digitized. MiPAX also supports telemedicine by sending DICOM files to any PACS/RIS system through intranet or internet.

Features

- FDA certified
- 7 seconds per scan for Chest X-ray
- No warm-up time with LED light source
- 4.0 Dmax, 600 dpi optical resolution
- Archives X-ray films from 2.5" x 2.5" to 14" x 35"
- Supports DICOM 3.0 and telemedicine with optional MiPAX
- Easy to operate, clean, and maintain
- Offers better quality, performance, and secure e-medical records



MICROTEK
DICOM READY

Instant Scan without Warm-up Time

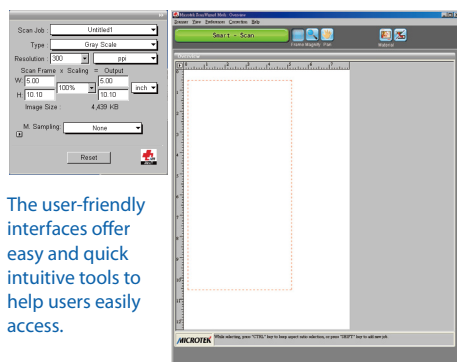
Adopting LEDs as the light source, there is no need to warm up before carrying out the scan, which boots your productivity and reduces energy costs amazingly.

Automatic Scanning

The Medi-7000 offers increasing productivity for X-ray film digitizing with an auto-scan function, which enables the Medi-7000 to detect the X-ray film on the tray automatically and to perform a smart scan directly without any setting hassles. It helps you to run scans efficiently.

ScanWizard Medi Software

ScanWizard Medi is exclusively for Microtek X-ray film digitizers, allowing to capture X-ray images in digital format. It features many image controls, such as auto-crop, auto-deskew, auto-density, auto-scan, and custom exposure, making that digitizing of X-ray film is easy, fast, and complete.

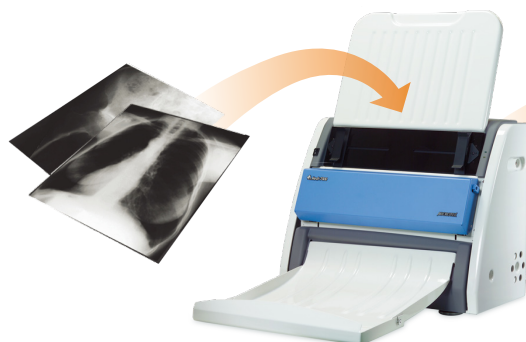


The user-friendly interfaces offer easy and quick intuitive tools to help users easily access.



7 Seconds per Scan for Chest X-ray

The Medi-7000 increases your productivity at fast scanning speed. Anyone can finish the digitization of a Chest X-ray film (14" x 17") in 7 seconds at 300 dpi.

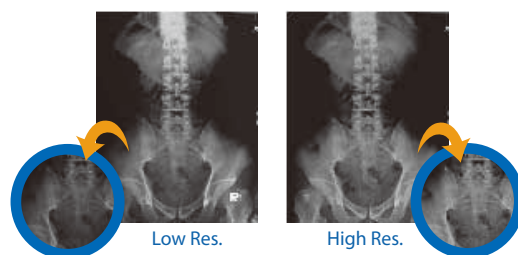


Auto-Scan, Smart-Scan & Auto-Crop



Superior Image Quality

With a superior optical resolution of 600 dpi, the 16-bit grayscale, and a high optical density of 4.0 Dmax, the Medi-7000 is able to capture a wide range of gray tones, providing excellent details when digitizing X-ray films.



Supports PACS/RIS with Powerful Medical Systems of MiPAX

Through the MiPAX systems with DICOM ready function, you can easily and quickly make X-ray films being archived with many powerful features, including query, retrieve, view, measurement, notation, report, DICOM print, CD-burning, database backup, and send DICOM files to any PACS/RIS system.



MiPAX-Xray Workstation

Specifications

Product Model

MSS-600XU2LT

Scanner Type

Sheet-fed digitizer

Image Sensor

CCD

Optical Resolution

600 dpi (42 µm spot size, 12 lp/mm)

Light Source

LED

Scanning Area

Min: 2.5" x 2.5" (63.5 x 63.5 mm)

Max: 14" x 35" (355.6 x 889 mm)

Scanning Speed

7 seconds @ 300 dpi, 14" x 17"

Scanning Mode

8 / 12 / 16-bit grayscale

Dynamic Range

0.12D ~ 3.7D, 4.0 Dmax

Connectivity

Hi-Speed USB (USB 2.0)

Dimensions (L x W x H)

330 x 526 x 435 mm (w/o tray)

738 x 526 x 696 mm (w/ tray)

Weight

38.58 lbs (17.5 kg)

Power Supply

AC 100V-240V, 47-63 Hz, 1.5 A (Max.)

Power Consumption

54.9 Watts (Max.)

Certifications

FDA, CFDA, RoHS, WEEE

System Requirements

- CD-ROM (for installing software)
- Color display with 24-bit color output capability
- 2 GB RAM or more
- Pentium IV PC or higher with USB port
- Windows 7 / 8 / 10 / 11

Scanning with MiPAX-Xray (optional)

- DVD-RW drive
- 19" (4:3 / 1280 x 1024) of monitor
- Intel Core2 Duo Processor E7400 at 2.80 GHz or above PC
- 2 GB DDR2 RAM at 800 MHz
- 250 GB of hard disk
- Gigabit Ethernet LAN
- Windows 7 / 10 / 11

For more details on product, please contact your local Microtek sales or dealers.

MICROTEK INTERNATIONAL, INC.

No.6, Industry East Road 3, Hsinchu Science Park, Hsinchu 30075, Taiwan

Tel: 886-3-577-2155 Fax: 886-3-577-2598 www.microtek.com

© 2021 Microtek. Microtek, Medi, MiPAX, ScanWizard are trademarks or registered trademarks of Microtek International, Inc. All other brands, product names and logos herein are trademarks or registered trademarks of their respective holders. Specifications, software bundles and accessories are subject to change without notice. Delivery of technical support services subject to change without notice. Not responsible for typographical errors. Digital Imagery © 2010 JupiterImages Co. 202410

